




SAY YES TO SOLAR POWER! Because it protects the climate.

Innovations from a photovoltaic pioneer

As a solar specialist with 50 years' experience in photovoltaics (PV), Sharp makes significant contributions to groundbreaking progress in solar technology.

The NA series of thin-film photovoltaic modules consists of an amorphous and a microcrystalline silicon layer. This microamorphous tandem structure not only absorbs visible light but also the invisible portion of the solar spectrum. This makes especially efficient use of solar energy.

All Sharp NA series modules offer system integration which is optimal both technically and economically, and are suitable for installations in on and off-grid PV systems.



Brief details for the installer

- Tandem structure comprising of an amorphous and a microcrystalline silicon layer
- 1 bypass diode
- 2,400 N/m² mechanical load-bearing capacity (245 kg/m²)
- 600 V DC maximum system voltage
- CE-compliant for your safety

Product features

- Tandem structure with an amorphous and a microcrystalline silicon layer offering a stabilised module efficiency of up to 8.5 %.
- The black appearance of the module creates a harmonious visual impression.
- Higher energy yields per watt, at both high temperatures and with diffuse light.
- Use of tempered white glass, EVA plastic, and weather protection film, as well as an anodised aluminium frame with drainage holes for long-term use.
- Output: connection cable with waterproof plug connector.

Quality from Sharp

Benchmarks are set by the quality standards of Sharp Solar. Continual checks guarantee a consistently high level of quality. Every module undergoes visual, mechanical, and electrical inspection. This is recognisable by means of the original Sharp label, the serial number, and the Sharp warranty:

- 2 year product guarantee
- 10 year performance guarantee for a power output of 90 %
- 20 year performance guarantee for a power output of 80 %

The detailed guarantee conditions and additional information can be found at www.sharp.eu.

- End users are required to register* the modules with Sharp in order for the product and service warranty to be effective. The registration documents will be handed out by the installation staff or supplied directly by Sharp.

Mechanical data

Cell	Tandem cell of amorphous (α -Si) and microcrystalline (μ c-Si) silicon
Connection	2 sub-modules in parallel
Dimensions	1,129 x 934 x 46 mm (1.05 m ²)
Weight	18 kg
Connection type	Cable with plug connector (MC-3)
Bypass diodes	1

Limit values

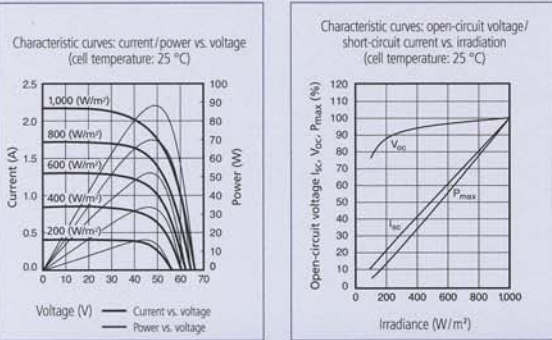
Storage air humidity (relative)	up to 90	%
Operating temperature (cell)	- 40 to + 90	°C
Storage temperature	- 40 to + 90	°C
Maximum system voltage	600	V DC
Maximum mechanical load	2,400	N/m ²
Over-current Protection	4	A

Electrical data

Made in Japan		Initial values		Nominal values		
		NA-901 (WQ)	NA-851 (WQ)	NA-901 (WQ)	NA-851 (WQ)	
Maximum power	P_{max}	105.9 W _p	100 W _p	90 W _p	85 W _p	
Open-circuit voltage	V_{oc}	66.6	65.0	65.2	63.8	V
Short-circuit current	I_{sc}	2.20	2.20	2.11	2.11	A
Voltage at point of maximum power	V_{mpp}	53.5	52.0	49.3	49.0	V
Current at point of maximum power	I_{mpp}	1.98	1.92	1.83	1.74	A
Module efficiency	η_m			8.5	8.1	%
NOCT				44	44	°C
Temperature coefficient – open-circuit voltage	αV_{oc}	- 0.30	- 0.30	- 0.30	- 0.30	% / °C
Temperature coefficient – short-circuit voltage	αI_{sc}	+ 0.070	+ 0.070	+ 0.070	+ 0.070	% / °C
Temperature coefficient – power	αP_{max}	- 0.24	- 0.24	- 0.24	- 0.24	% / °C

The electrical data applies under standard test conditions (STCs): irradiation 1,000 W/m² with light spectrum AM 1.5 and a cell temperature of 25 °C. The power specifications are subject to a manufacturing tolerance of ± 10 %. NOCT conditions: irradiation of 800 W/m², ambient temperature of 20 °C and wind speed of 1 m/sec.

Characteristic curves NA-901 (WQ)



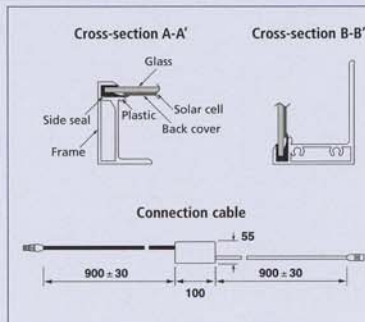

Applications

- On-grid PV systems
- Off-grid PV systems
- On-roof PV systems (roof-parallel)
- On-roof PV systems (on stilts)
- Ground-mounted PV systems

Please read our detailed installation manual carefully before installing the photovoltaic modules. The instructions in the installation manual must always be observed (e.g. max. of 7 modules in series, minus pole must be grounded, protection with blocking diodes).

A generator box with approved blocking diodes is available from your Sharp dealer.

Exterior dimensions



Note

Technical data is subject to change without prior notice. Before using Sharp products, please request the latest data sheets from Sharp. Sharp accepts no responsibility for damage to devices which have been equipped with Sharp products on the basis of unverified information.

The specifications may deviate slightly and are not guaranteed. Installation and operating instructions are to be found in the corresponding handbooks, or can be downloaded from www.sharp.eu.

This module should not be directly connected to a load.

Sharp Energy Solution Europe
a division of Sharp Electronics (Europe) GmbH
Sonninstr. 3 · 20097 Hamburg · Germany
Tel: + 49 (0) 40 / 23 76 - 0 · Fax: + 49 (0) 40 / 23 76 - 21 93
www.sharp.eu

Local responsibility:

Austria
SolarInfo.at@sharp.eu
Benelux
SolarInfo.seb@sharp.eu
Central & Eastern Europe
SolarInfo.scee@sharp.eu

Denmark
SolarInfo.dk@sharp.eu
France
SolarInfo.fr@sharp.eu
Germany
SolarInfo.de@sharp.eu

Scandinavia
SolarInfo.sen@sharp.eu
Spain & Portugal
SolarInfo.es@sharp.eu
Switzerland
SolarInfo.ch@sharp.eu
United Kingdom
SolarInfo.uk@sharp.eu

SHARP